

Name: _____

WEEKLY HOMEWORK PACKET 9/16 - 9/20

MUST BE RETURNED AT THE END OF THE WEEK - Friday, September 20th

Story of the Week: This week we will be sharing our Projects of the Week for our Social Studies Unit, Long Ago! We will be finishing Unit 2 in Foundations. We will be reviewing vocabulary words from "My Family; La Familia" and writing about what we have learned during our Long Ago Unit.

	Monday 9/16	Tuesday 9/17 <u>Dismissal @ 1:30</u>	Wednesday 9/18	Thursday 9/19
Math	Lesson 2.4 *worksheet attached	Lesson 2.5 *worksheet attached	Lesson 2.6 *worksheet attached	Lesson 2.7 *worksheet attached
Foundations	Foundations: Dictation Practice	Foundations: Dictation Practice	Foundations: Dictation Practice	Foundations: Dictation Practice
Reading	Read for a minimum of 20 minutes each day. An <u>adult must initial</u> the Reading Log.	Read for a minimum of 20 minutes each day. An <u>adult must initial</u> the Reading Log.	Read for a minimum of 20 minutes each day. An <u>adult must initial</u> the Reading Log.	Read for a minimum of 20 minutes each day. An <u>adult must initial</u> the Reading Log.
Reading Log				
	Monday	Tuesday	Wednesday	Thursday
Book Title				
Parent Signature				
Teacher Check				

Reminders/Looking Ahead:

- We will start tearing Math HW Pages out of our Standards Practice Books NEXT WEEK!
 - Tuesday School OUT @ 1:30 pm
- Check the 2nd Grade Website for Weekly Information: <http://chime2ndgrade.weebly.com/>

Attention Parents:

Fundations Dictation Practice Directions

Follow These 5 Steps Monday – Thursday Each Week:

1. Dictate the word or sentence.
2. Have your child repeat it.
3. Have your child write it on the corresponding page.
4. Check his/her work.
5. Make corrections as necessary.

Day of the Week	Words to Dictate
Monday (Review Words)	dress thrill stiff lunch
Tuesday (Current Words)	thing blank swing junk strong
Wednesday (Current Words)	both talk walk full pull
Thursday (Sentence)	Chad felt a sting on his neck.

REMEMBER: These words are selected for you child to practice spelling patterns and phonics skills. They are NOT spelling words and students will NOT be tested on how to spell each of these words.

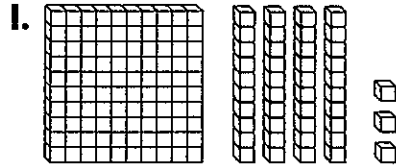
Name _____

Hundreds, Tens, and Ones



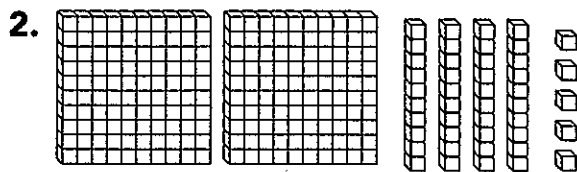
COMMON CORE STANDARD—2.NBT.1,
2.NBT.3 *Understand place value.*

Write how many hundreds, tens, and ones are in the model. Write the number in two ways.



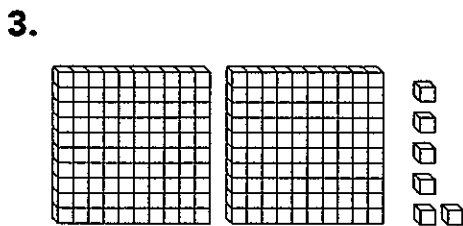
Hundreds	Tens	Ones

_____ + _____ + _____



Hundreds	Tens	Ones

_____ + _____ + _____



Hundreds	Tens	Ones

_____ + _____ + _____

Problem Solving



4. Write the number that answers the riddle.
Use the chart. A model for my number has 6 ones blocks, 2 hundreds blocks, and 3 tens blocks. What number am I?

Hundreds	Tens	Ones

Monday

Fundations Dictation Practice

- 1.
- 2.
- 3.
- 4.

Name _____

Place Value to 1,000



COMMON CORE STANDARD—2.NBT.1
Understand place value.

Circle the value or the meaning of the underlined digit.

1. 3 <u>3</u> 7	3	30	300
2. 4 <u>6</u> 2	200	20	2
3. <u>5</u> 72	5	50	500
4. 5 <u>6</u> 7	7 ones	7 tens	7 hundreds
5. <u>4</u> 62	4 hundreds	4 ones	4 tens
6. <u>1</u> ,000	1 ten	1 hundred	1 thousand

Problem Solving



7. Write the 3-digit number that answers the riddle.

- I have the same hundreds digit as ones digit.
- The value of my tens digit is 50.
- The value of my ones digit is 4. The number is _____.

Tuesday

Fundations Dictation Practice

1.

2.

3.

4.

5.

Name _____

Number Names



COMMON CORE STANDARD—2.NBT.3
Understand place value.

Write the number.

1. two hundred thirty-two

2. five hundred forty-four

3. one hundred fifty-eight

4. nine hundred fifty

5. four hundred twenty

6. six hundred seventy-eight

Write the number using words.

7. 317

8. 457

Problem Solving



Circle the answer.

9. Six hundred twenty-six children attend Elm Street School. Which is another way to write this number?

266

626

662

Wednesday

Fundations Dictation Practice

- 1.
- 2.
- 3.
- 4.
- 5.

Name _____

Different Forms of Numbers



COMMON CORE STANDARD—2.NBT.3
Understand place value.

**Read the number and draw a quick picture.
 Then write the number in different ways.**

1. two hundred fifty-one

_____ hundreds _____ tens _____ one

_____ + _____ + _____

2. three hundred twelve

_____ hundreds _____ ten _____ ones

_____ + _____ + _____

3. two hundred seven

_____ hundreds _____ tens _____ ones

_____ + _____ + _____

Problem Solving



Write the number another way.

4. $200 + 30 + 7$

5. 895

Thursday

Fundations Dictation Practice

1.