

Name: \_\_\_\_\_

## WEEKLY HOMEWORK PACKET 9/9 – 9/13

**MUST BE RETURNED AT THE END OF THE WEEK – Friday, September 13th**

**Story of the Week:** This week we will be continuing our first Social Studies Unit, Long Ago! We will be starting Unit 2 in Foundations. We will be reading "My Family; La Familia", a story about families and what makes a family special. We will be writing a paragraph about what makes our own families special.

	Monday 9/9	Tuesday 9/10 <u>Dismissal @ 1:30</u> <u>BTSN 6-8 pm</u>	Wednesday 9/11	Thursday 9/12
Math	Chapter 1 Review  *worksheet attached	NO MATH HW!  CH 1 TEST TODAY	Lesson 2.1  *worksheet attached	Lesson 2.2  *worksheet attached
Foundations	Foundations: Dictation Practice	Foundations: Dictation Practice	Foundations: Dictation Practice	Foundations: Dictation Practice
Reading	Read for a minimum of 20 minutes each day. <u>An adult must initial the Reading Log.</u>	Read for a minimum of 20 minutes each day. <u>An adult must initial the Reading Log.</u>	Read for a minimum of 20 minutes each day. <u>An adult must initial the Reading Log.</u>	Read for a minimum of 20 minutes each day. <u>An adult must initial the Reading Log.</u>

### Reading Log

	Monday	Tuesday	Wednesday	Thursday
Book Title				
Parent Signature				
Teacher Check				

### Reminders/Looking Ahead:

- BACK TO SCHOOL NIGHT is TUESDAY THIS WEEK 6:00-8:00 pm!
- Tuesday School OUT @ 1:30 pm
- Check the 2<sup>nd</sup> Grade Website for Weekly Information: <http://chime2ndgrade.weebly.com/>

# Attention Parents:

## Fundations Dictation Practice Directions

Follow These 5 Steps Monday – Thursday Each Week:

1. Dictate the word or sentence.
2. Have your child repeat it.
3. Have your child write it on the corresponding page.
4. Check his/her work.
5. Make corrections as necessary.

Day of the Week	Words to Dictate
Monday (Review Words)	trust    swept    splash    crisp
Tuesday (Current Words)	brass    shell    gruff    stiff    still
Wednesday (Current Words)	shall    pull    full    was    of
Thursday (Sentence)	The cat will cross the path.


**REMEMBER:** These words are selected for you child to practice spelling patterns and phonics skills. They are NOT spelling words and students will NOT be tested on how to spell each of these words.

Name \_\_\_\_\_



## Chapter 1 Review/Test

1. Does the ten frame show an even number? Choose Yes or No.



☐ Yes      ☐ No



☐ Yes      ☐ No


2. Write an even number between 7 and 16

Draw a picture and then write a sentence to explain why it is an even number.

\_\_\_\_\_

\_\_\_\_\_


3. What is the value of the digit 5 in the number 75?



Assessment Options  
Chapter Test

Name \_\_\_\_\_

4. Draw a picture to show the number 43.



Describe the number 43 in two ways.

4
3

tens

4
3

ones

\_\_\_\_\_ + \_\_\_\_\_

5. Jo lives on Maple Road.  
Her address has the digit 2 in  
the ones place and the digit  
4 in the tens place. What is  
Jo's address?

\_\_\_\_\_ Maple Road

6. Do the numbers show counting by fives?  
Choose Yes or No.

76, 77, 78, 79, 80

☐ Yes

☐ No

20, 30, 40, 50, 60

☐ Yes

☐ No

70, 75, 80, 85, 90

☐ Yes

☐ No

35, 40, 45, 50, 55

☐ Yes

☐ No

# Monday

## Foundations Dictation Practice

- 1.
- 2.
- 3.
- 4.

# Tuesday

## Fundations Dictation Practice

- 1.
- 2.
- 3.
- 4.
- 5.


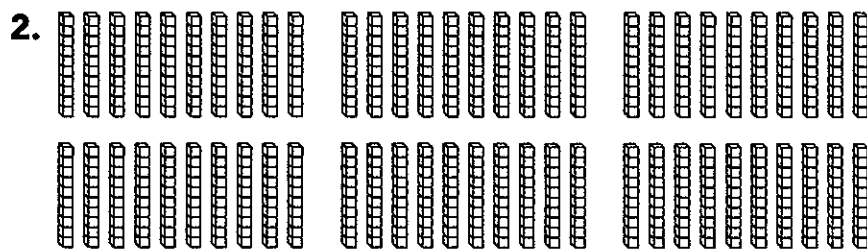
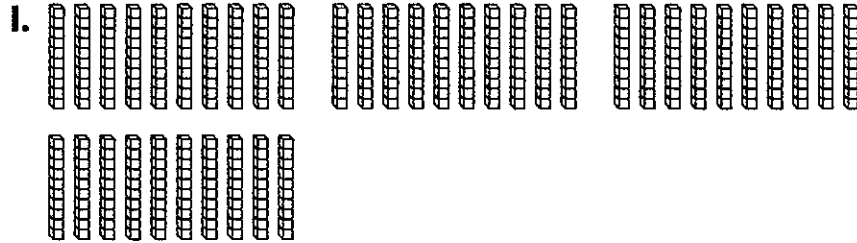
Name \_\_\_\_\_

## Group Tens as Hundreds



COMMON CORE STANDARDS—  
2.NBT.1.A, 2.NBT.1.B  
Understand place value.

Write how many tens. Circle groups of 10 tens.  
Write how many hundreds. Write the number.



### Problem Solving



Solve. Write or draw to explain.

4. Farmer Gray has 30 flowerpots.  
He plants 10 seeds in each pot.  
How many seeds does he plant?

\_\_\_\_\_ seeds

# Wednesday

## Foundations Dictation Practice

- 1.
- 2.
- 3.
- 4.
- 5.



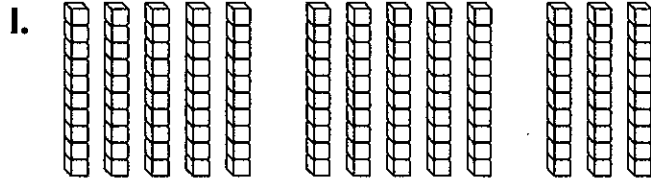
Name \_\_\_\_\_

## Explore 3-Digit Numbers

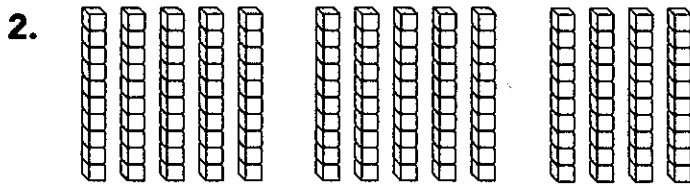


COMMON CORE STANDARD—2.NBT.1  
Understand place value.

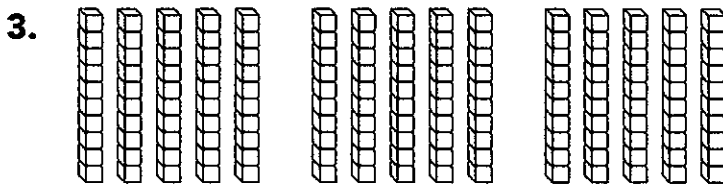
Circle tens to make 1 hundred. Write the number in different ways.



\_\_\_\_\_ tens  
\_\_\_\_\_ hundred \_\_\_\_\_ tens  
\_\_\_\_\_



\_\_\_\_\_ tens  
\_\_\_\_\_ hundred \_\_\_\_\_ tens  
\_\_\_\_\_



\_\_\_\_\_ tens  
\_\_\_\_\_ hundred \_\_\_\_\_ tens  
\_\_\_\_\_

### Problem Solving



Solve. Write or draw to explain.

4. Millie has a box of 1 hundred cubes.  
She also has a bag of 70 cubes.  
How many trains of 10 cubes  
can she make?

\_\_\_\_\_ trains of 10 cubes

# Thursday

## Fundations Dictation Practice

I.