

Name: \_\_\_\_\_

# WEEKLY HOMEWORK PACKET 3/9 – 3/13

## MUST BE RETURNED AT THE END OF THE WEEK – Friday, March 13th

**Story of the Week:** This week we will be finishing Unit 13 in Foundations! In Language Arts we will be starting our second writing assignment of our Annual Project Unit. Our focus this week will be the Ocean Ecosystem; learning about how plants and animals adapt to survive in their surrounding environments.

**\*\*Tuesday, March 10th is an Early Dismissal Day – School OUT @ 1:30\*\***

**\*\*Walk-n-Roll-athon Friday, March 13th!!\*\***

	Monday 3/9	Tuesday 3/10	Wednesday 3/11	Thursday 3/12
Math	Lesson 8.6 P185  * tear out of Standards Practice Book & return to school	Lesson 8.7 P187  * tear out of Standards Practice Book & return to school	Lesson 8.8 P189  * tear out of Standards Practice Book & return to school	Lesson 8.9 P191  * tear out of Standards Practice Book & return to school
Foundations	Foundations: Dictation Practice	Foundations: Dictation Practice	Foundations: Dictation Practice	Foundations: Dictation Practice
Reading	Read for a minimum of 20 minutes each day. An <u>adult must initial</u> the Reading Log.	Read for a minimum of 20 minutes each day. An <u>adult must initial</u> the Reading Log.	Read for a minimum of 20 minutes each day. An <u>adult must initial</u> the Reading Log.	Read for a minimum of 20 minutes each day. An <u>adult must initial</u> the Reading Log.

### Reading Log

	Monday	Tuesday	Wednesday	Thursday
Book Title				
Parent Signature				
Teacher Check				

### Reminders/Looking Ahead:

- Tuesday is an early dismissal day, School OUT @ 1:30!
- Please remember to turn in your money for In-N-Out ASAP! In-N-Out truck will be on campus for a school fundraiser for lunch on Friday, March 20th!
- Check the 2<sup>nd</sup> Grade Website for Weekly Information: <http://chime2ndgrade.weebly.com/>

# Attention Parents:

## Fundations Dictation Practice Directions

### Follow These 5 Steps Monday – Thursday Each Week:

1. Dictate the word or sentence.
2. Have your child repeat it.
3. Have your child write it on the corresponding page.
4. Check his/her work.
5. Make corrections as necessary.

Day of the Week	Words to Dictate
Monday (Review Words)	handful shipment beef subway spoke
Tuesday (Current Words)	window grow snowing loading toes
Wednesday (Trick Words)	cousin lose tomorrow beautiful
Thursday (Sentence)	My cousin will visit on Monday and Tuesday.

**REMEMBER:** These words are selected for you child to practice spelling patterns and phonics skills. They are NOT spelling words and students will NOT be tested on how to spell each of these words.


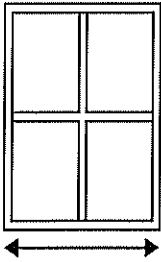
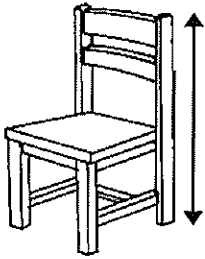
Name \_\_\_\_\_

# Measure in Inches and Feet



**COMMON CORE STANDARD—2.MD.2**  
*Measure and estimate lengths in standard units.*

Measure to the nearest inch.  
Then measure to the nearest foot.

Find the real object.	Measure.
<p>1. bookcase</p> 	<p>_____ inches</p> <p>_____ feet</p>
<p>2. window</p> 	<p>_____ inches</p> <p>_____ feet</p>
<p>3. chair</p> 	<p>_____ inches</p> <p>_____ feet</p>

## Problem Solving



4. Jake has a piece of yarn that is 4 feet long.  
Blair has a piece of yarn that is 4 inches long.  
Who has the longer piece of yarn? Explain.

---



---

# Monday

## Foundations Dictation Practice

1.

2.

3.

4.

5.

Name \_\_\_\_\_

## Estimate Lengths in Feet



**COMMON CORE STANDARD—2.MD.3**  
Measure and estimate lengths in standard units.

Find each object.

Estimate how many 12-inch rulers will be about the same length as the object.

1. door

Estimate: \_\_\_\_\_ rulers, or \_\_\_\_\_ feet

---

2. flag

Estimate: \_\_\_\_\_ rulers, or \_\_\_\_\_ feet

---

3. wall of a small room

Estimate: \_\_\_\_\_ rulers, or \_\_\_\_\_ feet

### Problem Solving



Solve. Write or draw to explain.

4. Mr. and Mrs. Baker place 12-inch rulers along the length of a rug. They each line up 3 rulers along the edge of the rug. What is the length of the rug?

about \_\_\_\_\_ feet

# Tuesday

## Fundations Dictation Practice

1.

2.

3.

4.

5.

Name \_\_\_\_\_

## Choose a Tool




**COMMON CORE STANDARD—2.MD.1**  
Measure and estimate lengths in standard units.

Choose the best tool for measuring the real object. Then measure and record the length or distance.

inch ruler  
yardstick  
measuring tape


1. the length of your desk



Tool: \_\_\_\_\_

Length: \_\_\_\_\_

2. the distance around a basket



Tool: \_\_\_\_\_

Length: \_\_\_\_\_

### Problem Solving



Choose the better tool for measuring.  
Explain your choice.

3. Mark wants to measure the length of his room.  
Should he use an inch ruler or a yardstick?

Mark should use \_\_\_\_\_ because

\_\_\_\_\_  
\_\_\_\_\_

Wednesday  
Foundations Dictation Practice

1.

2.

3.

4.



Name \_\_\_\_\_

# Display Measurement Data

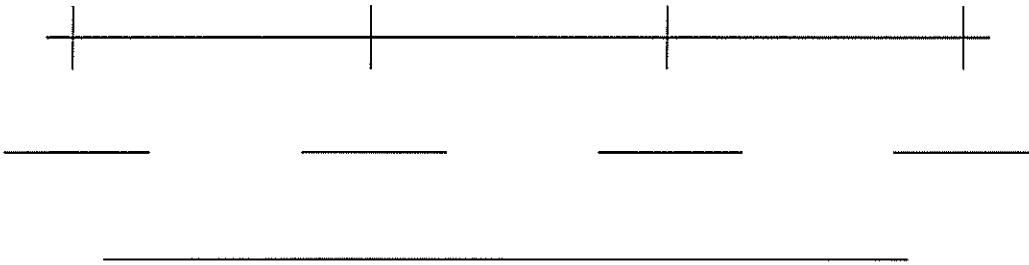


**COMMON CORE STANDARD—2.MD.9**  
Represent and interpret data.

1. Use an inch ruler.  
Measure and record the  
lengths of 4 different books  
in inches.


1st book: _____ inches
2nd book: _____ inches
3rd book: _____ inches
4th book: _____ inches

2. Make a line plot of the information above.  
Write a title for a line plot. Then  
write the numbers and draw the **X**s.



## Problem Solving

3. Jesse measured the lengths of some strings.  
Use his list to complete the line plot.



Lengths of Strings
5 inches
7 inches
6 inches
8 inches
5 inches

# Thursday

## Foundations Dictation Practice

1.